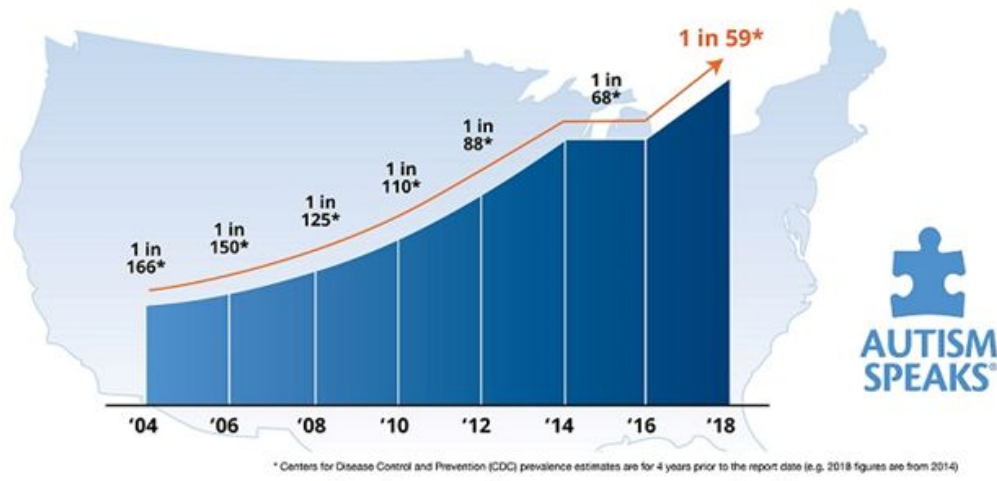


Estimated Autism Prevalence 2018

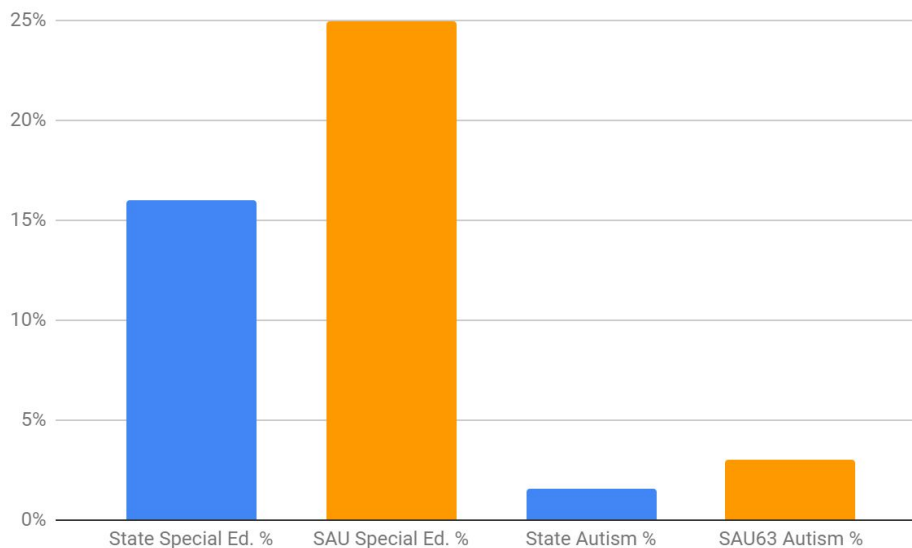


How does this impact our District/State???

SAU63 vs. NH Data

	Enrollment	Special Education	Autism	RISE ABA Program
SAU63 (current)	557	137	17	13
State of NH (2017)	178328	29171	2953	

- SAU63 - 25% special education rate as compared to 16% state NH (2017)
- SAU63 - 3% Autism rate as compared to 1.6% state NH (2017)
 - Based on current Autism prevalence (2018) - estimate of students with Autism for SAU63 would be 9-10 with 1 in 59 and 557 student enrollment.



SAU#63 RISE Student Data Breakdown

(These figures do not include inclusion students with Autism or other students supported by BCBA)

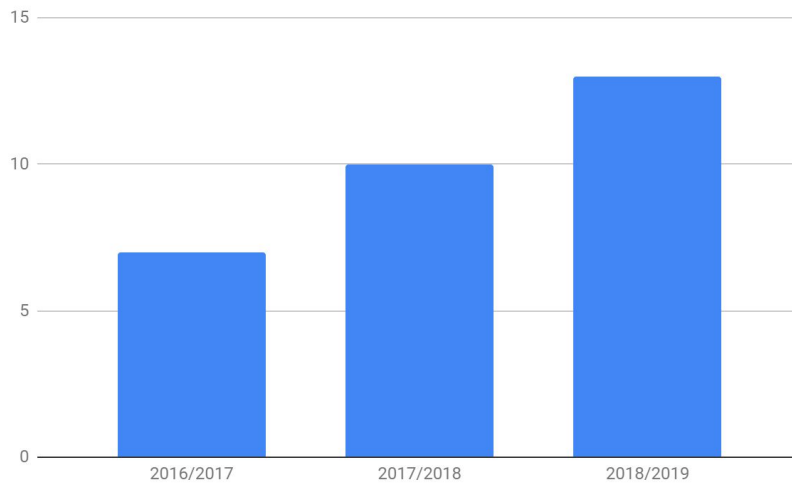
School	Current Number of Students in RISE program(s) as of 3/28/19
LCS	4
FRES	6
WLC	3
Total	13

Past RISE Data

2018/2019 - Total 13 students in RISE program

2017/2018 - Total 10 students in RISE program

2016/2017 - Total 7 students in RISE program



- Average of 3 student increase per year
- RISE student totals almost doubled in 2.5 years